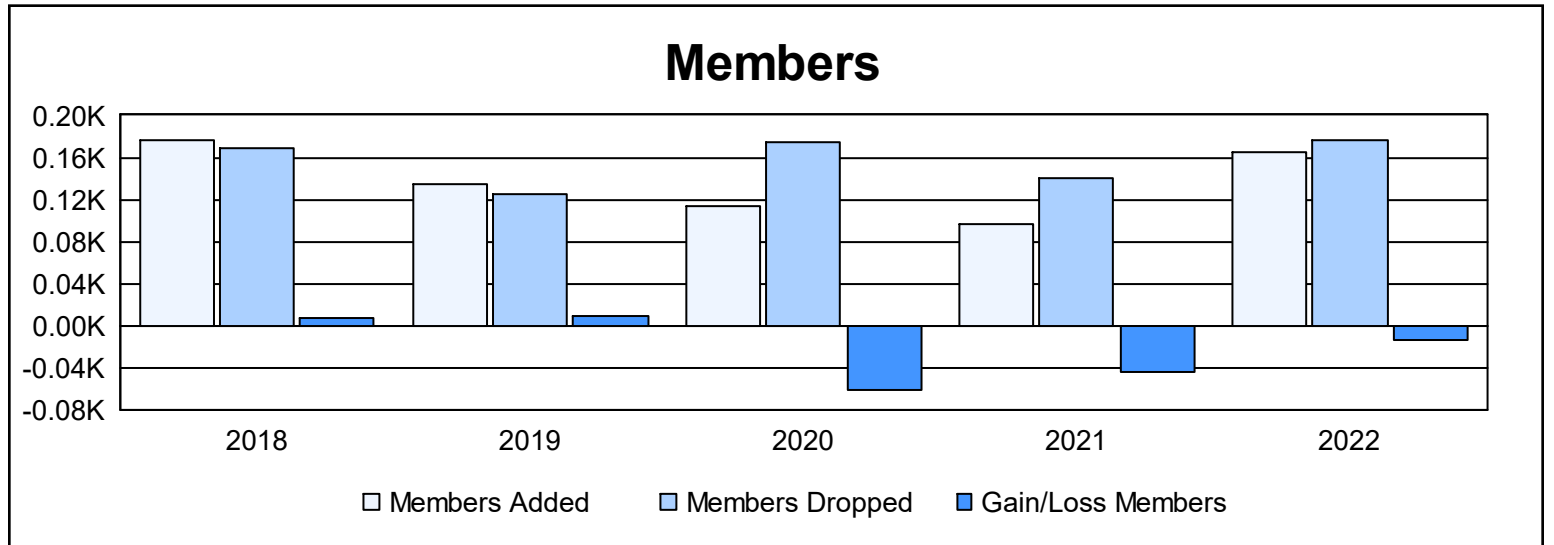
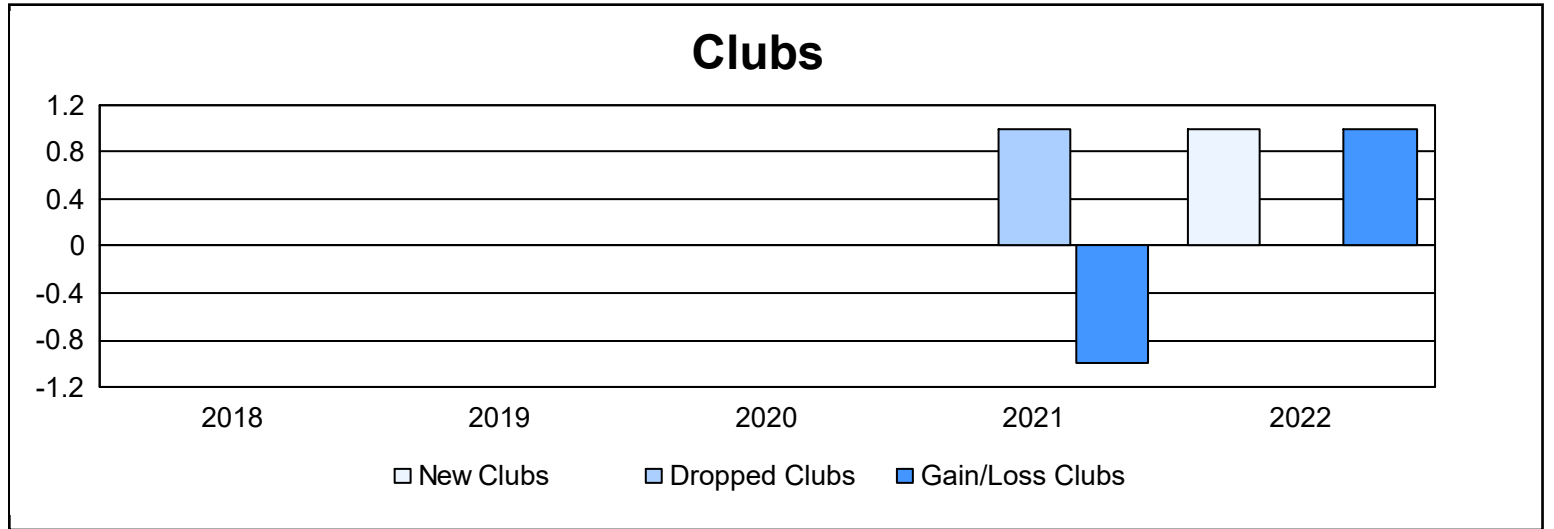
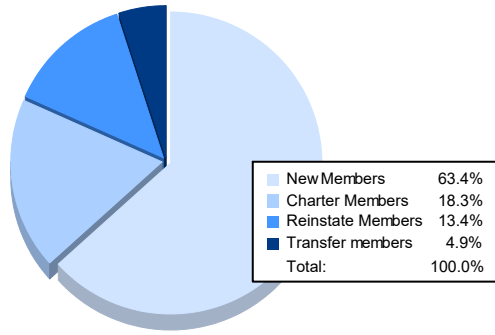


| Year           | New Clubs | Dropped Clubs | Gain/ Loss Clubs | New Members | Charter Members | Reinstate Members | Transfer Members | Total Member Added | Total Members Dropped | Gain/ Loss Members |
|----------------|-----------|---------------|------------------|-------------|-----------------|-------------------|------------------|--------------------|-----------------------|--------------------|
| 2017-2018      | 0         | 0             | 0                | 152         | 2               | 13                | 10               | 177                | 169                   | 8                  |
| 2018-2019      | 0         | 0             | 0                | 115         | 0               | 10                | 9                | 134                | 125                   | 9                  |
| 2019-2020      | 0         | 0             | 0                | 101         | 0               | 9                 | 3                | 113                | 175                   | -62                |
| 2020-2021      | 0         | 1             | -1               | 76          | 0               | 18                | 2                | 96                 | 141                   | -45                |
| 2021-2022      | 1         | 0             | 1                | 104         | 30              | 22                | 8                | 164                | 177                   | -13                |
| <b>Average</b> | <b>0</b>  | <b>0</b>      | <b>0</b>         | <b>110</b>  | <b>6</b>        | <b>14</b>         | <b>6</b>         | <b>137</b>         | <b>157</b>            | <b>-21</b>         |



### Membership Composition June 2022 Cumulative



### Gender Composition June 2022 Cumulative

